

Why to choose CFturbo®

- Rapid design of efficient turbomachinery impellers and volutes
- Combination of turbomachinery theory and empirical knowledge
- Comfortable, reliable and very user-friendly software
- Interfaces to numerous CAD/CFD/CAE-packages
- Comprehensive detailed software documentation
- Excellent customer support
- Unrivalled price

For more information please call us or one of our agents or visit www.cfturbo.com.
A free fully functional test license is available on request. Please contact sales@cfturbo.com.



Dresden Headquarter
Unterer Kreuzweg 1
D- 01097 Dresden, Germany
Phone +49 351 - 40 79 04 - 79
Fax +49 351 - 40 79 04 - 80

Munich Office
Friedrichstrasse 20
D- 80801 Munich, Germany
Phone +49 89 - 189 41 45 - 0
Fax +49 89 - 189 41 45 - 20

www.cfturbo.com
sales@cfturbo.com

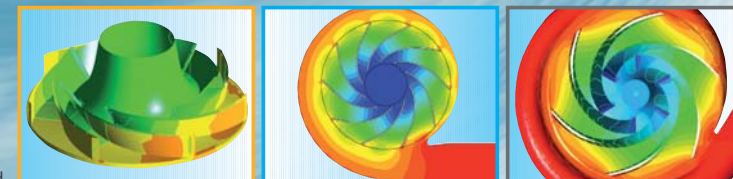
CFT_M_CFT_EN_03-2010



ASEAN Distributor
St.Hua Pte Ltd
131 Jurong East St 13 #04-241
Singapore 600131
Phone: +65 65613877
Fax: +65 65619679
Email: sales@sthua.com

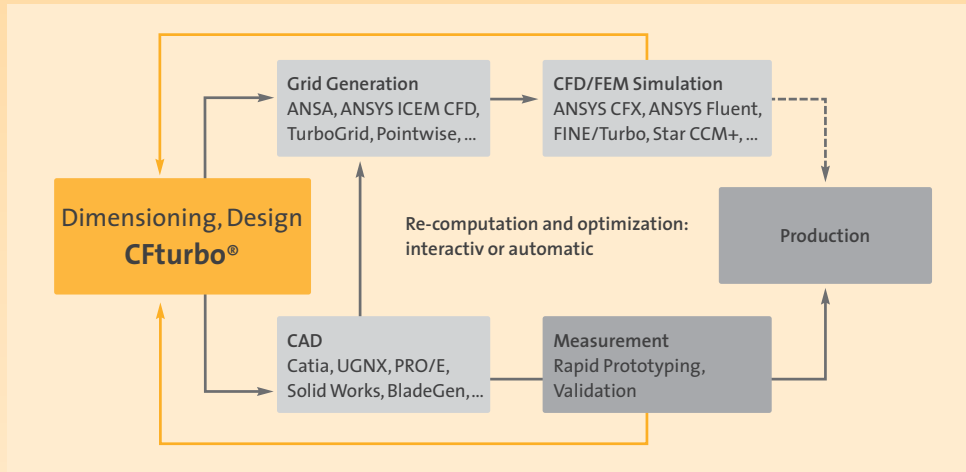
Turbomachinery Design Software

Blowers & Fans
Compressors
Ventilators
Turbines
Pumps
Volute



CFturbo® Software & Engineering GmbH

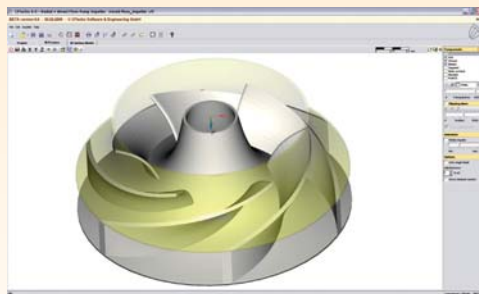
ROLE OF CFturbo® IN A TURBOMACHINERY DESIGN PROCESS



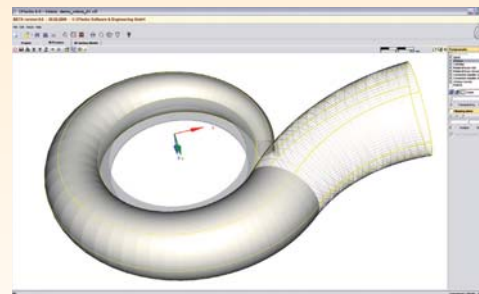
The **CFturbo®** software does enable a very efficient preliminary design of new turbomachinery impellers, diffusers and volute casings. The program is based on fundamental design equations and empirical functions. These approximation functions can be customized by the user in order to integrate in-house expertise into new or adapted shapes. Main dimensions, meridional contour and blading can be computed interactively or automatically. Volute casings will be dimensioned independently or in conjunction with

the impeller. An empirical performance map estimation is integrated.

A wide range of direct interfaces to various CAD- and CFD-systems guarantees a convenient integration of the designed geometries into the development, optimization and design process of the machine. **CFturbo®** is extremely user-friendly and easy to use. It runs on Windows XP/Vista platforms.

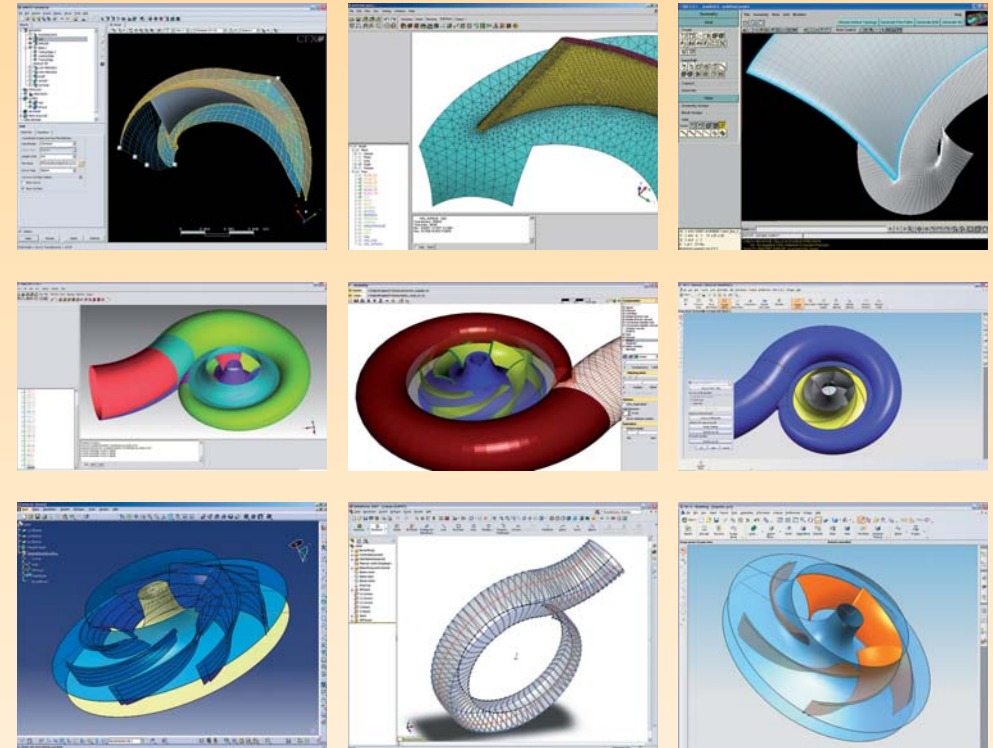


Impellers



Volutes

CAE-INTEGRATION



Besides neutral formats like IGES, STEP, DXF and ASCII text format a wide range of direct interfaces to major CAD- and CAE/CFD-systems is available. The data sets can be exported as points, curves and surfaces.

CAD AutoCAD, Catia V5, Inventor, OneSpace Designer, PRO/Engineer Wildfire, Solidworks, Unigraphics NX

CAE ANSYS Blade Modeler, ANSYS Gambit/Fluent, ANSYS ICEM CFD, ANSYS TurboGrid, NUMECA Autogrid, NUMECA FINE/Turbo, Pointwise, Gridgen

This list will be extended step by step. Other interfaces to CAD-systems, mesh generators, CFD- or FEM-packages can be customized. The adaption of special upstream- and downstream-areas compared to our standard stage export geometry could be made as an option.